

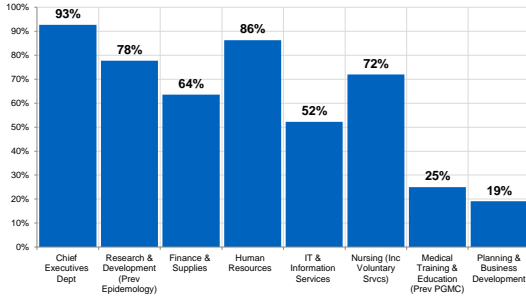
Stockport NHS Foundation Trust Flu Jab Uptake

Period Up To: Week 13 (30/12/2016)

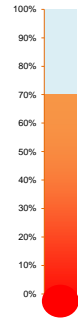
Figures are based on flu forms returned by the link nurses and data entered in the relevant flu week by Occupational Health.

CORPORATE

Cumulative % uptake by Directorate

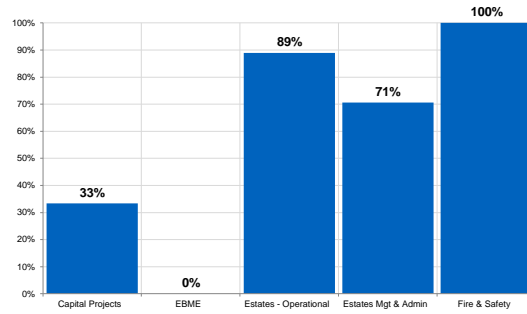


Total % Uptake

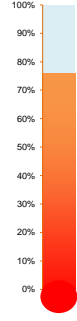


ESTATES

Cumulative % uptake by Directorate

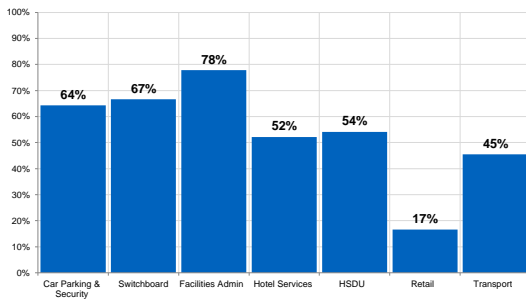


Total % Uptake

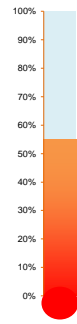


FACILITIES

Cumulative % uptake by Directorate

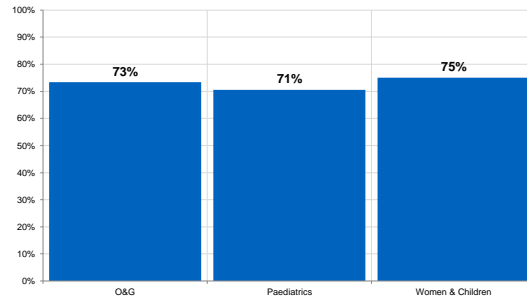


Total % Uptake

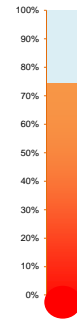


CHILD & FAMILY

Cumulative % uptake by Directorate

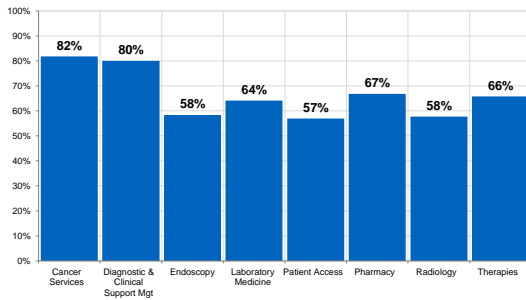


Total % Uptake

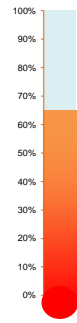


DIAGNOSTICS & CLINICAL SUPPORT

Cumulative % uptake by Directorate

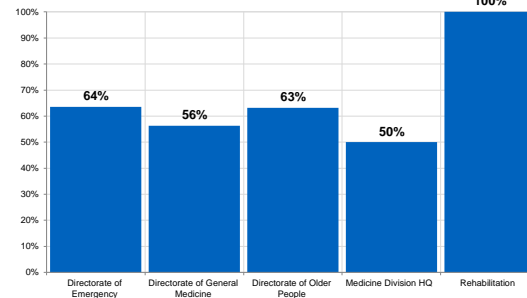


Total % Uptake

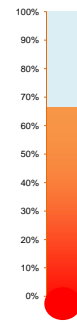


MEDICINE

Cumulative % uptake by Directorate

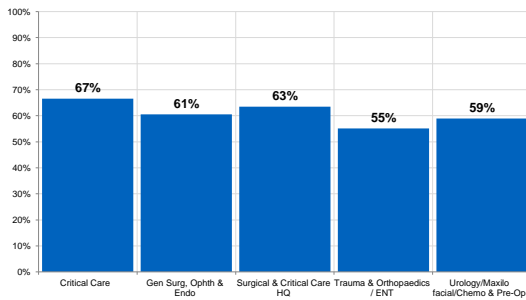


Total % Uptake

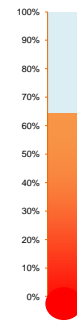


SURGICAL & CRITICAL CARE

Cumulative % uptake by Directorate

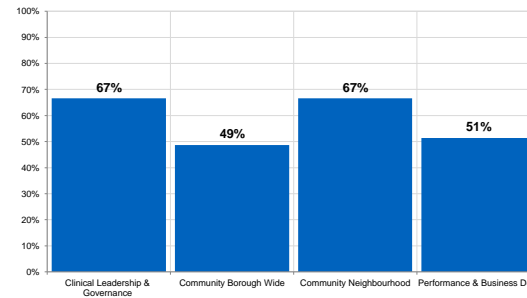


Total % Uptake



COMMUNITY HEALTHCARE

Cumulative % uptake by Directorate



Total % Uptake

