





RELEASE NOTE – AKI (ACUTE KIDNEY INJURY) ALERT

This release note describes the addition of AKI Alerts to the Advantis ED, Advantis Ward and Advantis CDS systems:

• AKI Alert	1
• Advantis ED	2
• Advantis WARD	4
• Advantis CDS	6

AKI Alert

The AKI has moved to being an episodic flag and comprises of three statuses:

1. Never set, meaning the patient has never had an AKI Alert.
2. Previously set is where the patient has had an AKI on other visits to the hospital, but not on this visit. 
3. Currently set, overrides all other settings and means the patient is currently in hospital with an AKI alert. 

Advantis ED

Current AKI alert



A Red circle with text is used to symbolise that the patient has a Current AKI and can be set within the **Clinicians Assessment Form**.

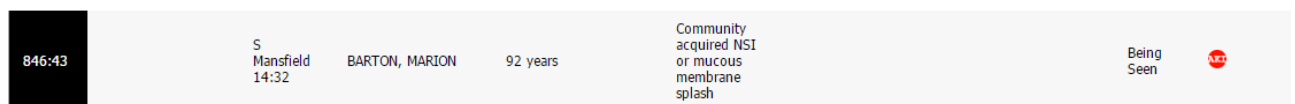
Acute Kidney Injury

[AKI Priority Care Bundle Document](#)

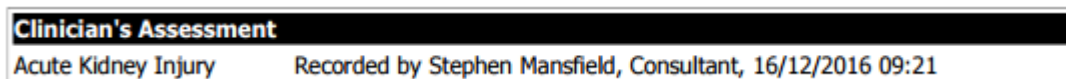
☒ Current AKI , recorded by Stephen Mansfield, Consultant, 16/12/2016 09:21

A [hyperlink](#) ("AKI Priority Care Bundle Document", See image above) to the "AKI Priority Care Bundle Document" is shown here. The date of the current AKI occurrence (in grey text) is also displayed here.


The Same icon will also be displayed on the Plasma View.



Finally when the patient is processed through Disposal, then the "Current ED Attendance Summary" is generated. (This document is also visible in CDS) and shows the AKI alert Date information for this episode only.



Previous AKI alert

35d 02:37	WAYNE RICHARDSON	52	LIMB PROBLEMS - SWELLING	SM	SM	Minors	WR - Adult	
--------------	---------------------	----	-----------------------------	----	----	--------	---------------	---

A Blue circle with text is used to symbolise that the patient has had a previous AKI; the last occurrence can be viewed within the **Clinicians Assessment Form**.

Acute Kidney Injury

[AKI Priority Care Bundle Document](#)

☐ Current AKI *Previous AKI (04/11/2016).*

A [hyperlink](#) ("AKI Priority Care Bundle Document", See image above) to the "AKI Priority Care Bundle Document" is shown here. The date of the Last AKI occurrence (in red text) is also displayed here.

The Same icon will also be displayed on the Plasma View.

846:14	WR (Adult)	S Mansfield 09:42	RICHARDSON, WAYNE	52 years	Limb problems	Minors	Being Seen	
--------	---------------	-------------------------	----------------------	----------	------------------	--------	---------------	---

Previous AKI alert

 Acute Kidney Injury	<input checked="" type="radio"/> Yes	<input type="radio"/> No	Previous AKI	16/12/2016	Save
---	--------------------------------------	--------------------------	--------------	------------	------


A Blue circle, same as Advantis ED, with text is used to symbolise that the patient has had a previous AKI; the last occurrence can be viewed within the **Patient Status**. . A notice of this will also be printed on the Ward Handover.


8	GLEESON, DAVID (83 Yrs)	RCB	Previous AKI. AKI. AKI.
---	-------------------------	-----	-------------------------

The same Blue Circle will also be displayed on the Advantis Ward Plasma screen.

08	DAVID GLEESON	RCB		13		 	
----	---------------	-----	---	----	---	--	---

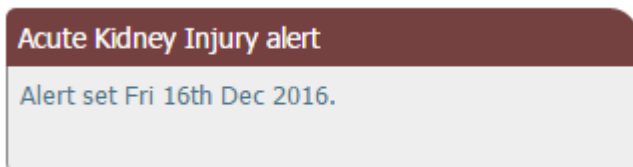
From the Advantis Ward Plasma screen you can also reach the patients details page (by clicking on the patients name), and see the information in the Alerts section.

 Alerts

 Previous AKI Recorded By Susan Macdonald, Quality & Release Analyst 14/11/2016

Advantis CDS

The date of the last Acute Kidney Injury Alert will display on the Patient Summary page, regardless of whether this a previous injury or current injury.



The Nursing Handover view displays current and previous AKI alerts in the same way.

Bed	Name	Cons	Alerts	Diagnosis	Diet	Elim	Mob	NotesTXT
01	QUINN, AGNES	RCB	AKI.					
02	QUATE, LAURA	NGK	AKI.					

The Patient View also has an AKI Alert tick box, this will be automatically set if the patient has a current or previous AKI.

Alerts			
<input type="checkbox"/> MRSA	<input type="checkbox"/> C-DIFF	<input type="checkbox"/> DNAR	<input type="checkbox"/> Allergy
<input type="checkbox"/> Confusion	<input type="checkbox"/> 1 to 1	<input type="checkbox"/> Special Needs	<input type="checkbox"/> Safeguarding
<input type="checkbox"/> Diabetic Type 1	<input type="checkbox"/> Diabetic Type 2	<input checked="" type="checkbox"/> AKI	
<input type="checkbox"/> Smoker	<input type="checkbox"/> Falls Risk	<input type="checkbox"/> Pressure Ulcers 'or risk of'	<input type="text" value="Other"/>

The HCR will also remind the clinician a reminder that the AKI Leaflet should be given for current AKI occurrences (The Clinician filling in the HCR should confirm that the leaflet has been given to the patient either by themselves or by another member of staff).

AKI - Acute Kidney Injury	
Worst stage of AKI	Select ▼
Type of blood tests required	<input type="text"/>
Frequency of Blood Tests	<input type="text"/>
Last Serum Creatinine	<input type="text"/>
<div>All patients with an episode of AKI MUST receive a patient information leaflet prior to discharge (NICE 2014). Check the AKI Care Bundle. Leaflets are available on each ward, or print a leaflet from the Stockport NHS Foundation Trust 'Acute Kidney Injury' (AKI) Microsite.</div>	
Has Patient Received Leaflet	Select ▼

When the "Current ED Attendance Summary" is generated (this document is also visible in Advantis ED) it shows the AKI alert Date information for this episode only.

Clinician's Assessment	
Acute Kidney Injury	Recorded by Stephen Mansfield, Consultant, 16/12/2016 09:21

Intranet Office
14/11/2016

0161 419 4701
intranet.office@stockport.nhs.uk